


**DELTA DIABLO SALARY RANGES (Effective December 8, 2021)**

**Section I - Operations & Maintenance Bargaining Unit**

RANGE	CLASSIFICATIONS	Note	Monthly Salary at Step Level									
			A	B	C	D	E	F	G	H	I	J
OM 120	Utility Laborer	00	\$5,998.07	\$6,148.02	\$6,301.72	\$6,459.27	\$6,620.75	\$6,786.27	\$6,955.92	\$7,129.82	\$7,308.07	\$7,490.77
		01	\$6,148.02	\$6,301.72	\$6,459.27	\$6,620.75	\$6,786.27	\$6,955.92	\$7,129.82	\$7,308.07	\$7,490.77	\$7,678.04
		02	\$6,297.97	\$6,455.42	\$6,616.81	\$6,782.23	\$6,951.78	\$7,125.58	\$7,303.72	\$7,486.31	\$7,673.47	\$7,865.31
OM 124	Maintenance Mechanic Trainee; Maintenance Worker; WWTP Operator-In-Training;	00	\$6,280.57	\$6,437.59	\$6,598.53	\$6,763.49	\$6,932.58	\$7,105.89	\$7,283.54	\$7,465.63	\$7,652.27	\$7,843.57
		01	\$6,437.59	\$6,598.53	\$6,763.49	\$6,932.58	\$7,105.89	\$7,283.54	\$7,465.63	\$7,652.27	\$7,843.57	\$8,039.66
		02	\$6,594.60	\$6,759.46	\$6,928.45	\$7,101.66	\$7,279.20	\$7,461.18	\$7,647.71	\$7,838.91	\$8,034.88	\$8,235.75
OM 126	Electrical/Instrumentation Technician Trainee	00	\$6,451.19	\$6,612.47	\$6,777.78	\$6,947.22	\$7,120.90	\$7,298.93	\$7,481.40	\$7,668.43	\$7,860.14	\$8,056.65
		01	\$6,612.47	\$6,777.78	\$6,947.22	\$7,120.90	\$7,298.93	\$7,481.40	\$7,668.43	\$7,860.14	\$8,056.65	\$8,258.06
		02	\$6,773.75	\$6,943.09	\$7,116.67	\$7,294.58	\$7,476.95	\$7,663.87	\$7,855.47	\$8,051.86	\$8,253.15	\$8,459.48
OM 130	Warehouse Technician I	00	\$6,597.90	\$6,762.85	\$6,931.92	\$7,105.22	\$7,282.85	\$7,464.92	\$7,651.54	\$7,842.83	\$8,038.90	\$8,239.87
		01	\$6,762.85	\$6,931.92	\$7,105.22	\$7,282.85	\$7,464.92	\$7,651.54	\$7,842.83	\$8,038.90	\$8,239.87	\$8,445.87
		02	\$6,927.79	\$7,100.99	\$7,278.51	\$7,460.48	\$7,646.99	\$7,838.16	\$8,034.12	\$8,234.97	\$8,440.85	\$8,651.87
OM 134	Collection Systems Worker I; Maint. Mech. I; WWTP Operator I; Household Hazardous Waste Tech I;	00	\$6,908.64	\$7,081.36	\$7,258.39	\$7,439.85	\$7,625.85	\$7,816.49	\$8,011.91	\$8,212.20	\$8,417.51	\$8,627.95
		01	\$7,081.36	\$7,258.39	\$7,439.85	\$7,625.85	\$7,816.49	\$8,011.91	\$8,212.20	\$8,417.51	\$8,627.95	\$8,843.65
		02	\$7,254.07	\$7,435.43	\$7,621.31	\$7,811.84	\$8,007.14	\$8,207.32	\$8,412.50	\$8,622.81	\$8,838.38	\$9,059.34
OM 140	Electrical/Instrumentation Technician I	00	\$7,096.29	\$7,273.70	\$7,455.54	\$7,641.93	\$7,832.98	\$8,028.80	\$8,229.52	\$8,435.26	\$8,646.14	\$8,862.30
		01	\$7,273.70	\$7,455.54	\$7,641.93	\$7,832.98	\$8,028.80	\$8,229.52	\$8,435.26	\$8,646.14	\$8,862.30	\$9,083.85
		02	\$7,451.11	\$7,637.38	\$7,828.32	\$8,024.03	\$8,224.63	\$8,430.24	\$8,641.00	\$8,857.02	\$9,078.45	\$9,305.41
OM 142	Collection Systems Worker II; Maint. Mech. II; Warehouse Technician II; WWTP Operator II; Household Hazardous Waste Tech. II	00	\$7,599.53	\$7,789.52	\$7,984.26	\$8,183.87	\$8,388.46	\$8,598.17	\$8,813.13	\$9,033.46	\$9,259.29	\$9,490.77
		01	\$7,789.52	\$7,984.26	\$8,183.87	\$8,388.46	\$8,598.17	\$8,813.13	\$9,033.46	\$9,259.29	\$9,490.77	\$9,728.04
		02	\$7,979.51	\$8,179.00	\$8,383.47	\$8,593.06	\$8,807.88	\$9,028.08	\$9,253.78	\$9,485.13	\$9,722.26	\$9,965.31
OM 150	Electrical/Instrumentation Technician II	00	\$7,805.17	\$8,000.30	\$8,200.31	\$8,405.31	\$8,615.45	\$8,830.83	\$9,051.60	\$9,277.89	\$9,509.84	\$9,747.59
		01	\$8,000.30	\$8,200.31	\$8,405.31	\$8,615.45	\$8,830.83	\$9,051.60	\$9,277.89	\$9,509.84	\$9,747.59	\$9,991.28
		02	\$8,195.43	\$8,400.31	\$8,610.32	\$8,825.58	\$9,046.22	\$9,272.37	\$9,504.18	\$9,741.79	\$9,985.33	\$10,234.97
OM 152	Collection Systems Worker III; Maint. Mech. III; WWTP Operator III; Household Hazardous Waste Tech. III;	00	\$8,359.55	\$8,568.54	\$8,782.75	\$9,002.32	\$9,227.38	\$9,458.06	\$9,694.51	\$9,936.87	\$10,185.30	\$10,439.93
		01	\$8,568.54	\$8,782.75	\$9,002.32	\$9,227.38	\$9,458.06	\$9,694.51	\$9,936.87	\$10,185.30	\$10,439.93	\$10,700.93
		02	\$8,777.52	\$8,996.96	\$9,221.89	\$9,452.43	\$9,688.74	\$9,930.96	\$10,179.24	\$10,433.72	\$10,694.56	\$10,961.93
OM 156	Electrical/Instrumentation Technician III Control Systems Specialist	00	\$8,586.53	\$8,801.19	\$9,021.22	\$9,246.75	\$9,477.92	\$9,714.87	\$9,957.74	\$10,206.68	\$10,461.85	\$10,723.40
		01	\$8,801.19	\$9,021.22	\$9,246.75	\$9,477.92	\$9,714.87	\$9,957.74	\$10,206.68	\$10,461.85	\$10,723.40	\$10,991.48
		02	\$9,015.86	\$9,241.25	\$9,472.28	\$9,709.09	\$9,951.82	\$10,200.61	\$10,455.63	\$10,717.02	\$10,984.94	\$11,259.57
OM 158	WWTP Senior Operator	00	\$8,777.50	\$8,996.94	\$9,221.86	\$9,452.41	\$9,688.72	\$9,930.94	\$10,179.21	\$10,433.69	\$10,694.53	\$10,961.90
		01	\$8,996.94	\$9,221.86	\$9,452.41	\$9,688.72	\$9,930.94	\$10,179.21	\$10,433.69	\$10,694.53	\$10,961.90	\$11,235.95
		02	\$9,216.38	\$9,446.79	\$9,682.96	\$9,925.03	\$10,173.16	\$10,427.49	\$10,688.17	\$10,955.38	\$11,229.26	\$11,509.99
OM 160	WWTP Senior Operator - Grade IV/V Maintenance Planner Schedule	00	\$9,040.87	\$9,266.89	\$9,498.57	\$9,736.03	\$9,979.43	\$10,228.92	\$10,484.64	\$10,746.76	\$11,015.42	\$11,290.81
		01	\$9,266.89	\$9,498.57	\$9,736.03	\$9,979.43	\$10,228.92	\$10,484.64	\$10,746.76	\$11,015.42	\$11,290.81	\$11,573.08
		02	\$9,492.92	\$9,730.24	\$9,973.49	\$10,222.83	\$10,478.40	\$10,740.36	\$11,008.87	\$11,284.09	\$11,566.20	\$11,855.35

\*Notes: 00 = base range; 01 = base range plus 2.5% longevity adjustment upon completion of ten (10) years of service; 02 = base range plus 5% longevity adjustment upon completion of fifteen (15) years of service.

Approved:  **Juan Banales, Board Secretary**

Date: 12/14/2021

**DELTA DIABLO SALARY RANGES (Effective December 8, 2021)**

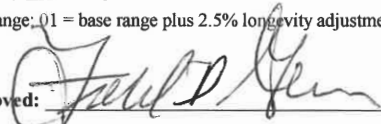
**Section II - Professional & Technical Bargaining Unit**

RANGE	CLASSIFICATIONS	Note	Monthly Salary at Step Level									
			A	B	C	D	E	F	G	H	I	J
P 109	Administrative Assistant I	00	\$5,275.87	\$5,407.77	\$5,542.96	\$5,681.54	\$5,823.57	\$5,969.16	\$6,118.39	\$6,271.35	\$6,428.14	\$6,588.84
		01	\$5,407.77	\$5,542.96	\$5,681.54	\$5,823.57	\$5,969.16	\$6,118.39	\$6,271.35	\$6,428.14	\$6,588.84	\$6,753.56
		02	\$5,539.66	\$5,678.16	\$5,820.11	\$5,965.61	\$6,114.75	\$6,267.62	\$6,424.31	\$6,584.92	\$6,749.54	\$6,918.28
P 117	Administrative Assistant II	00	\$5,803.45	\$5,948.53	\$6,097.25	\$6,249.68	\$6,405.92	\$6,566.07	\$6,730.22	\$6,898.47	\$7,070.94	\$7,247.71
		01	\$5,948.53	\$6,097.25	\$6,249.68	\$6,405.92	\$6,566.07	\$6,730.22	\$6,898.47	\$7,070.94	\$7,247.71	\$7,428.90
		02	\$6,093.62	\$6,245.96	\$6,402.11	\$6,562.16	\$6,726.21	\$6,894.37	\$7,066.73	\$7,243.40	\$7,424.48	\$7,610.09
P 118	Account Clerk I	00	\$5,895.48	\$6,042.86	\$6,193.94	\$6,348.78	\$6,507.50	\$6,670.19	\$6,836.95	\$7,007.87	\$7,183.07	\$7,362.64
		01	\$6,042.86	\$6,193.94	\$6,348.78	\$6,507.50	\$6,670.19	\$6,836.95	\$7,007.87	\$7,183.07	\$7,362.64	\$7,546.71
		02	\$6,190.25	\$6,345.01	\$6,503.63	\$6,666.22	\$6,832.88	\$7,003.70	\$7,178.79	\$7,358.26	\$7,542.22	\$7,730.77
P 126	Administrative Assistant III Account Clerk II	00	\$6,485.00	\$6,647.12	\$6,813.30	\$6,983.64	\$7,158.23	\$7,337.18	\$7,520.61	\$7,708.63	\$7,901.34	\$8,098.88
		01	\$6,647.12	\$6,813.30	\$6,983.64	\$7,158.23	\$7,337.18	\$7,520.61	\$7,708.63	\$7,901.34	\$8,098.88	\$8,301.35
		02	\$6,809.25	\$6,979.48	\$7,153.97	\$7,332.82	\$7,516.14	\$7,704.04	\$7,896.64	\$8,094.06	\$8,296.41	\$8,503.82
P 128	Human Resources Assistant	00	\$6,416.75	\$6,577.17	\$6,741.60	\$6,910.14	\$7,082.89	\$7,259.96	\$7,441.46	\$7,627.50	\$7,818.18	\$8,013.64
		01	\$6,577.17	\$6,741.60	\$6,910.14	\$7,082.89	\$7,259.96	\$7,441.46	\$7,627.50	\$7,818.18	\$8,013.64	\$8,213.98
		02	\$6,737.59	\$6,906.03	\$7,078.68	\$7,255.64	\$7,437.03	\$7,622.96	\$7,813.53	\$8,008.87	\$8,209.09	\$8,414.32
P 129	Laboratory Technician	00	\$6,867.63	\$7,039.33	\$7,215.31	\$7,395.69	\$7,580.58	\$7,770.10	\$7,964.35	\$8,163.46	\$8,367.55	\$8,576.73
		01	\$7,039.33	\$7,215.31	\$7,395.69	\$7,580.58	\$7,770.10	\$7,964.35	\$8,163.46	\$8,367.55	\$8,576.73	\$8,791.15
		02	\$7,211.02	\$7,391.29	\$7,576.07	\$7,765.48	\$7,959.61	\$8,158.60	\$8,362.57	\$8,571.63	\$8,785.92	\$9,005.57
P 130	Sr. Admin. Asst./Records Specialist	00	\$7,133.53	\$7,311.86	\$7,494.66	\$7,682.03	\$7,874.08	\$8,070.93	\$8,272.70	\$8,479.52	\$8,691.51	\$8,908.80
		01	\$7,311.86	\$7,494.66	\$7,682.03	\$7,874.08	\$8,070.93	\$8,272.70	\$8,479.52	\$8,691.51	\$8,908.80	\$9,131.52
		02	\$7,490.20	\$7,677.46	\$7,869.39	\$8,066.13	\$8,267.78	\$8,474.48	\$8,686.34	\$8,903.50	\$9,126.08	\$9,354.23
P 135	Accounting Technician	00	\$7,133.72	\$7,312.06	\$7,494.86	\$7,682.24	\$7,874.29	\$8,071.15	\$8,272.93	\$8,479.75	\$8,691.74	\$8,909.04
		01	\$7,312.06	\$7,494.86	\$7,682.24	\$7,874.29	\$8,071.15	\$8,272.93	\$8,479.75	\$8,691.74	\$8,909.04	\$9,131.76
		02	\$7,490.40	\$7,677.67	\$7,869.61	\$8,066.35	\$8,268.01	\$8,474.71	\$8,686.57	\$8,903.74	\$9,126.33	\$9,354.49
P 141	Engineering Technician	00	\$7,465.29	\$7,651.92	\$7,843.22	\$8,039.30	\$8,240.28	\$8,446.29	\$8,657.44	\$8,873.88	\$9,095.73	\$9,323.12
		01	\$7,651.92	\$7,843.22	\$8,039.30	\$8,240.28	\$8,446.29	\$8,657.44	\$8,873.88	\$9,095.73	\$9,323.12	\$9,556.20
		02	\$7,838.55	\$8,034.51	\$8,235.38	\$8,441.26	\$8,652.29	\$8,868.60	\$9,090.32	\$9,317.57	\$9,550.51	\$9,789.28
P 143	Accountant	00	\$7,847.94	\$8,044.14	\$8,245.24	\$8,451.37	\$8,662.66	\$8,879.22	\$9,101.20	\$9,328.73	\$9,561.95	\$9,801.00
		01	\$8,044.14	\$8,245.24	\$8,451.37	\$8,662.66	\$8,879.22	\$9,101.20	\$9,328.73	\$9,561.95	\$9,801.00	\$10,046.03
		02	\$8,240.34	\$8,446.34	\$8,657.50	\$8,873.94	\$9,095.79	\$9,323.18	\$9,556.26	\$9,795.17	\$10,040.05	\$10,291.05
P 145	Chemist I Environ. Compliance Specialist I	00	\$7,897.75	\$8,095.20	\$8,297.58	\$8,505.02	\$8,717.64	\$8,935.58	\$9,158.97	\$9,387.95	\$9,622.65	\$9,863.21
		01	\$8,095.20	\$8,297.58	\$8,505.02	\$8,717.64	\$8,935.58	\$9,158.97	\$9,387.95	\$9,622.65	\$9,863.21	\$10,109.79
		02	\$8,292.64	\$8,499.96	\$8,712.46	\$8,930.27	\$9,153.53	\$9,382.36	\$9,616.92	\$9,857.35	\$10,103.78	\$10,356.37

**CONTINUED ON NEXT PAGE**

\*Notes: 00 = base range; 01 = base range plus 2.5% longevity adjustment upon completion of ten (10) years of service; 02 = base range plus 5% longevity adjustment upon completion of fifteen (15) years of service.

Approved: \_\_\_\_\_




FEB Juan Banales, Board Secretary

Date: 12/14/2021

RANGE	CLASSIFICATIONS	Note	Monthly Salary at Step Level									
			A	B	C	D	E	F	G	H	I	J
P 146	Junior Engineer	00	\$7,915.92	\$8,113.82	\$8,316.66	\$8,524.58	\$8,737.69	\$8,956.13	\$9,180.04	\$9,409.54	\$9,644.78	\$9,885.90
		01	\$8,113.82	\$8,316.66	\$8,524.58	\$8,737.69	\$8,956.13	\$9,180.04	\$9,409.54	\$9,644.78	\$9,885.90	\$10,133.04
		02	\$8,311.71	\$8,519.51	\$8,732.49	\$8,950.81	\$9,174.58	\$9,403.94	\$9,639.04	\$9,880.01	\$10,127.02	\$10,380.19
P 147	Program Analyst I	00	\$8,279.53	\$8,486.51	\$8,698.68	\$8,916.14	\$9,139.05	\$9,367.52	\$9,601.71	\$9,841.75	\$10,087.80	\$10,339.99
		01	\$8,486.51	\$8,698.68	\$8,916.14	\$9,139.05	\$9,367.52	\$9,601.71	\$9,841.75	\$10,087.80	\$10,339.99	\$10,598.49
		02	\$8,693.50	\$8,910.84	\$9,133.61	\$9,361.95	\$9,596.00	\$9,835.90	\$10,081.80	\$10,333.84	\$10,592.19	\$10,856.99
P 148	Construction Inspector Buyer	00	\$8,316.64	\$8,524.56	\$8,737.67	\$8,956.12	\$9,180.02	\$9,409.52	\$9,644.76	\$9,885.88	\$10,133.02	\$10,386.35
		01	\$8,524.56	\$8,737.67	\$8,956.12	\$9,180.02	\$9,409.52	\$9,644.76	\$9,885.88	\$10,133.02	\$10,386.35	\$10,646.01
		02	\$8,732.48	\$8,950.79	\$9,174.56	\$9,403.92	\$9,639.02	\$9,880.00	\$10,127.00	\$10,380.17	\$10,639.67	\$10,905.67
P 152	Chemist II Environ. Compliance Specialist II	00	\$8,687.61	\$8,904.80	\$9,127.42	\$9,355.61	\$9,589.50	\$9,829.24	\$10,074.97	\$10,326.84	\$10,585.01	\$10,849.64
		01	\$8,904.80	\$9,127.42	\$9,355.61	\$9,589.50	\$9,829.24	\$10,074.97	\$10,326.84	\$10,585.01	\$10,849.64	\$11,120.88
		02	\$9,122.00	\$9,350.05	\$9,583.80	\$9,823.39	\$10,068.98	\$10,320.70	\$10,578.72	\$10,843.19	\$11,114.27	\$11,392.12
P 154	Computer Analyst Program Analyst II	00	\$9,107.47	\$9,335.16	\$9,568.54	\$9,807.75	\$10,052.95	\$10,304.27	\$10,561.88	\$10,825.92	\$11,096.57	\$11,373.99
		01	\$9,335.16	\$9,568.54	\$9,807.75	\$10,052.95	\$10,304.27	\$10,561.88	\$10,825.92	\$11,096.57	\$11,373.99	\$11,658.34
		02	\$9,562.85	\$9,801.92	\$10,046.97	\$10,298.14	\$10,555.59	\$10,819.48	\$11,089.97	\$11,367.22	\$11,651.40	\$11,942.69
P 156	Chemist III	00	\$9,122.00	\$9,350.05	\$9,583.81	\$9,823.40	\$10,068.99	\$10,320.71	\$10,578.73	\$10,843.20	\$11,114.28	\$11,392.13
		01	\$9,350.05	\$9,583.81	\$9,823.40	\$10,068.99	\$10,320.71	\$10,578.73	\$10,843.20	\$11,114.28	\$11,392.13	\$11,676.94
		02	\$9,578.10	\$9,817.56	\$10,063.00	\$10,314.57	\$10,572.44	\$10,836.75	\$11,107.66	\$11,385.36	\$11,669.99	\$11,961.74
P 158	Purchasing Supervisor	00	\$9,148.31	\$9,377.02	\$9,611.44	\$9,851.73	\$10,098.02	\$10,350.47	\$10,609.23	\$10,874.47	\$11,146.33	\$11,424.99
		01	\$9,377.02	\$9,611.44	\$9,851.73	\$10,098.02	\$10,350.47	\$10,609.23	\$10,874.47	\$11,146.33	\$11,424.99	\$11,710.61
		02	\$9,605.73	\$9,845.87	\$10,092.02	\$10,344.32	\$10,602.92	\$10,868.00	\$11,139.70	\$11,418.19	\$11,703.64	\$11,996.23
P 160	Recycled Water Coordinator	00	\$9,221.04	\$9,451.56	\$9,687.85	\$9,930.05	\$10,178.30	\$10,432.76	\$10,693.57	\$10,960.91	\$11,234.94	\$11,515.81
		01	\$9,451.56	\$9,687.85	\$9,930.05	\$10,178.30	\$10,432.76	\$10,693.57	\$10,960.91	\$11,234.94	\$11,515.81	\$11,803.71
		02	\$9,682.09	\$9,924.14	\$10,172.24	\$10,426.55	\$10,687.21	\$10,954.39	\$11,228.25	\$11,508.96	\$11,796.68	\$12,091.60
P 164	Assistant Engineer	00	\$9,763.83	\$10,007.92	\$10,258.12	\$10,514.58	\$10,777.44	\$11,046.88	\$11,323.05	\$11,606.12	\$11,896.28	\$12,193.68
		01	\$10,007.92	\$10,258.12	\$10,514.58	\$10,777.44	\$11,046.88	\$11,323.05	\$11,606.12	\$11,896.28	\$12,193.68	\$12,498.53
		02	\$10,252.02	\$10,508.32	\$10,771.03	\$11,040.30	\$11,316.31	\$11,599.22	\$11,889.20	\$12,186.43	\$12,491.09	\$12,803.37
P 165	Program Analyst III	00	\$10,018.23	\$10,268.69	\$10,525.40	\$10,788.54	\$11,058.25	\$11,334.71	\$11,618.08	\$11,908.53	\$12,206.24	\$12,511.40
		01	\$10,268.69	\$10,525.40	\$10,788.54	\$11,058.25	\$11,334.71	\$11,618.08	\$11,908.53	\$12,206.24	\$12,511.40	\$12,824.18
		02	\$10,519.14	\$10,782.12	\$11,051.67	\$11,327.97	\$11,611.17	\$11,901.44	\$12,198.98	\$12,503.96	\$12,816.55	\$13,136.97
P 170	Operations Supervisor Maintenance Supervisor	00	\$10,834.99	\$11,105.87	\$11,383.51	\$11,668.10	\$11,959.80	\$12,258.80	\$12,565.27	\$12,879.40	\$13,201.39	\$13,531.42
		01	\$11,105.87	\$11,383.51	\$11,668.10	\$11,959.80	\$12,258.80	\$12,565.27	\$12,879.40	\$13,201.39	\$13,531.42	\$13,869.71
		02	\$11,376.74	\$11,661.16	\$11,952.69	\$12,251.51	\$12,557.79	\$12,871.74	\$13,193.53	\$13,523.37	\$13,861.45	\$14,207.99
P 176	Associate Engineer	00	\$11,323.07	\$11,606.14	\$11,896.30	\$12,193.71	\$12,498.55	\$12,811.01	\$13,131.29	\$13,459.57	\$13,796.06	\$14,140.96
		01	\$11,606.14	\$11,896.30	\$12,193.71	\$12,498.55	\$12,811.01	\$13,131.29	\$13,459.57	\$13,796.06	\$14,140.96	\$14,494.48
		02	\$11,889.22	\$12,186.45	\$12,491.11	\$12,803.39	\$13,123.48	\$13,451.56	\$13,787.85	\$14,132.55	\$14,485.86	\$14,848.01


\*Notes: 00 = base range; 01 = base range plus 2.5% longevity adjustment upon completion of ten (10) years of service; 02 = base range plus 5% longevity adjustment upon completion of fifteen (15) years of service.

Approved:  *JOB* Juan Banales, Board Secretary

Date: 12/14/2021

**DELTA DIABLO SALARY RANGES (Effective December 8, 2021)**  
**Section III - Management Association Bargaining Unit**

RANGE	CLASSIFICATIONS	Monthly Salary at Step Level									
		A	B	C	D	E	F	G	H	I	J
M 152	Human Resources Analyst I	\$8,346.86	\$8,555.53	\$8,769.42	\$8,988.66	\$9,213.37	\$9,443.71	\$9,679.80	\$9,921.79	\$10,169.84	\$10,424.08
M 160	Human Resources Analyst II	\$9,181.53	\$9,411.07	\$9,646.34	\$9,887.50	\$10,134.69	\$10,388.06	\$10,647.76	\$10,913.95	\$11,186.80	\$11,466.47
M 165	Senior Accountant	\$9,741.55	\$9,985.09	\$10,234.71	\$10,490.58	\$10,752.85	\$11,021.67	\$11,297.21	\$11,579.64	\$11,869.13	\$12,165.86
M 168	Safety Manager; Purchasing Manager	\$10,120.70	\$10,373.72	\$10,633.06	\$10,898.89	\$11,171.36	\$11,450.64	\$11,736.91	\$12,030.33	\$12,331.09	\$12,639.37
M 176	Public Information Manager	\$11,223.26	\$11,503.84	\$11,791.44	\$12,086.22	\$12,388.38	\$12,698.09	\$13,015.54	\$13,340.93	\$13,674.45	\$14,016.31
M 178	Finance Manager	\$11,939.84	\$12,238.34	\$12,544.30	\$12,857.91	\$13,179.35	\$13,508.84	\$13,846.56	\$14,192.72	\$14,547.54	\$14,911.23
M 179	Environmental Programs Manager	\$12,079.45	\$12,381.44	\$12,690.97	\$13,008.25	\$13,333.45	\$13,666.79	\$14,008.46	\$14,358.67	\$14,717.64	\$15,085.58
M 180	Laboratory Manager	\$12,176.94	\$12,481.36	\$12,793.40	\$13,113.23	\$13,441.06	\$13,777.09	\$14,121.52	\$14,474.55	\$14,836.42	\$15,207.33
M 181	Information Technology Manager	\$12,177.56	\$12,481.99	\$12,794.04	\$13,113.90	\$13,441.74	\$13,777.79	\$14,122.23	\$14,475.29	\$14,837.17	\$15,208.10
M 182	Operations Manager; Maintenance Manager	\$13,083.27	\$13,410.35	\$13,745.61	\$14,089.25	\$14,441.48	\$14,802.52	\$15,172.58	\$15,551.90	\$15,940.69	\$16,339.21
M 188	Senior Engineer	\$13,673.20	\$14,015.03	\$14,365.40	\$14,724.54	\$15,092.65	\$15,469.97	\$15,856.72	\$16,253.14	\$16,659.46	\$17,075.95
M 198	Government Affairs Manager	\$13,809.52	\$14,154.76	\$14,508.63	\$14,871.35	\$15,243.13	\$15,624.21	\$16,014.81	\$16,415.19	\$16,825.56	\$17,246.20
M 200	Principal Engineer	\$14,848.99	\$15,220.22	\$15,600.72	\$15,990.74	\$16,390.51	\$16,800.27	\$17,220.28	\$17,650.78	\$18,092.05	\$18,544.35

Approved:  Juan Banales, Board Secretary


Date: 12/14/2021

**DELTA DIABLO SALARY RANGES (Effective December 8, 2021)**  
**Section IV - Unrepresented Managers**

RANGE	CLASSIFICATIONS	Monthly Salary at Step Level										
		A	B	C	D	E	F	G	H	I	J	
GM	General Manager	-	-	-	-	-	-	-	-	-	-	\$25,081.89
DGM	Deputy General Manager	\$18,511.01	\$18,973.79	\$19,448.13	\$19,934.33	\$20,432.69	\$20,943.51	\$21,467.10	\$22,003.77	\$22,553.87	\$23,117.72	
BSD	Business Services Director	\$16,436.88	\$16,847.80	\$17,268.99	\$17,700.72	\$18,143.23	\$18,596.82	\$19,061.74	\$19,538.28	\$20,026.74	\$20,527.40	
ESD	Engineering Services Director	\$16,436.88	\$16,847.80	\$17,268.99	\$17,700.72	\$18,143.23	\$18,596.82	\$19,061.74	\$19,538.28	\$20,026.74	\$20,527.40	
OSD	Resource Recovery Services Director	\$16,436.88	\$16,847.80	\$17,268.99	\$17,700.72	\$18,143.23	\$18,596.82	\$19,061.74	\$19,538.28	\$20,026.74	\$20,527.40	
HRM	Human Resources & Risk Manager	\$11,633.02	\$11,923.84	\$12,221.94	\$12,527.49	\$12,840.67	\$13,161.69	\$13,490.73	\$13,828.00	\$14,173.70	\$14,528.04	
OMSB	Office Mgr./Secretary to the Board	\$10,120.84	\$10,373.86	\$10,633.21	\$10,899.04	\$11,171.52	\$11,450.80	\$11,737.07	\$12,030.50	\$12,331.26	\$12,639.55	

Note: The General Manager's salary is designated by the Board of Directors; there is no established range

Approved: \_\_\_\_\_




**Juan Banales, Board Secretary**

Date: 12/14/2021

**DELTA DIABLO SALARY RANGES (Effective December 8, 2021)**  
**Section V - Unrepresented Part-time and Temporary Classifications**

RANGE	CLASSIFICATIONS	Hourly Salary at Step Level										
		A	B	C	D	E	F	G	H	I	J	
N/A	Co-Op Laboratory	\$15.30	-	-	-	-	-	-	-	-	-	\$19.11
N/A	Co-Op Maintenance	\$15.30	-	-	-	-	-	-	-	-	-	\$19.11
N/A	Operations Assistant	\$15.30	-	-	-	-	-	-	-	-	-	\$19.11
N/A	Engineering Intern	\$15.30	-	-	-	-	-	-	-	-	-	\$19.11
FPRA	Finance Professional/Retired Annuitant	\$68.89	\$70.61	\$72.37	\$74.18	\$76.04	\$77.94	\$79.89	\$81.88	\$83.93	\$86.03	
HRRA	Human Resources and Risk Management Professional/Retired Annuitant	\$67.11	\$68.79	\$70.51	\$72.27	\$74.08	\$75.93	\$77.83	\$79.78	\$81.77	\$83.82	
OSRA	Operations Support and Construction Coordinator/Retired Annuitant	\$46.33	\$47.49	\$48.68	\$49.89	\$51.14	\$52.42	\$53.73	\$55.07	\$56.45	\$60.23	

Approved:  **Juan Banales, Board Secretary**

Date: 12/14/2021