


DELTA DIABLO SALARY RANGES (Effective May 10, 2023)

Section II - Professional & Technical Bargaining Unit

RANGE	CLASSIFICATIONS	Monthly Salary at Step Level				
		A	B	C	D	E
P 109	Administrative Assistant I	\$5,691.69	\$5,976.27	\$6,275.08	\$6,588.84	\$6,918.28
P 117	Administrative Assistant II	\$6,260.84	\$6,573.89	\$6,902.58	\$7,247.71	\$7,610.09
P 118	Account Clerk I	\$6,360.13	\$6,678.13	\$7,012.04	\$7,362.64	\$7,730.77
P 126	Administrative Assistant III, Account Clerk II	\$6,996.11	\$7,345.92	\$7,713.21	\$8,098.88	\$8,503.82
P 128	Human Resources Assistant	\$6,922.48	\$7,268.61	\$7,632.04	\$8,013.64	\$8,414.32
P 129	Laboratory Technician	\$7,408.91	\$7,779.35	\$8,168.32	\$8,576.73	\$9,005.57
P 130	Senior Admin. Asst./Records Specialist	\$7,695.75	\$8,080.54	\$8,484.57	\$8,908.80	\$9,354.23
P 135	Accounting Technician	\$7,695.96	\$8,080.76	\$8,484.80	\$8,909.04	\$9,354.49
P 141	Engineering Technician	\$8,053.66	\$8,456.34	\$8,879.16	\$9,323.12	\$9,789.28
P 143	Accountant	\$8,466.47	\$8,889.80	\$9,334.29	\$9,801.00	\$10,291.05
P 145	Chemist I, Environ. Compliance Specialist I	\$8,520.21	\$8,946.22	\$9,393.54	\$9,863.21	\$10,356.37
P 146	Junior Engineer	\$8,539.81	\$8,966.80	\$9,415.14	\$9,885.90	\$10,380.19
P 147	Program Analyst I	\$8,932.07	\$9,378.68	\$9,847.61	\$10,339.99	\$10,856.99
P 148	Construction Inspector	\$8,564.29	\$8,992.51	\$9,442.13	\$9,914.24	\$10,409.95
P 152	Chemist II, Environ. Compliance Specialist II	\$9,372.33	\$9,840.94	\$10,332.99	\$10,849.64	\$11,392.12
P 153	Senior Construction Inspector	\$9,420.73	\$9,891.76	\$10,386.35	\$10,905.67	\$11,450.95
P 154	Computer Analyst, Program Analyst II	\$9,825.28	\$10,316.54	\$10,832.37	\$11,373.99	\$11,942.69
P 156	Chemist III	\$9,840.95	\$10,333.00	\$10,849.65	\$11,392.13	\$11,961.74
P 158	Purchasing Supervisor	\$9,869.33	\$10,362.80	\$10,880.94	\$11,424.99	\$11,996.23
P 160	Recycled Water Program Coordinator	\$9,947.79	\$10,445.18	\$10,967.44	\$11,515.81	\$12,091.60
P 164	Assistant Engineer	\$10,533.36	\$11,060.03	\$11,613.03	\$12,193.68	\$12,803.37
P 165	Program Analyst III	\$10,807.82	\$11,348.21	\$11,915.62	\$12,511.40	\$13,136.97
P 168	Systems Administrator	\$10,894.68	\$11,468.09	\$12,071.67	\$12,707.02	\$13,375.81
P 170	Operations Supervisor, Maintenance Supervisor	\$11,688.95	\$12,273.40	\$12,887.07	\$13,531.42	\$14,207.99
P 176	Associate Engineer	\$12,215.49	\$12,826.27	\$13,467.58	\$14,140.96	\$14,848.01

Approved: 


Monica Wilson, Board Secretary

Date: 05/10/23

DELTA DIABLO SALARY RANGES (Effective October 16, 2022)
Section III - Management Association Bargaining Unit

RANGE	CLASSIFICATIONS	Monthly Salary at Step Level				
		A	B	C	D	E
M 152	Human Resources Analyst I	\$9,004.72	\$9,454.95	\$9,927.70	\$10,424.08	\$10,945.29
M 160	Human Resources Analyst II	\$9,905.17	\$10,400.43	\$10,920.45	\$11,466.47	\$12,039.79
M 165	Senior Accountant	\$10,509.33	\$11,034.79	\$11,586.53	\$12,165.86	\$12,774.15
M 168	Safety Manager; Purchasing Manager	\$10,918.36	\$11,464.28	\$12,037.49	\$12,639.37	\$13,271.34
M 176	Public Information Manager	\$12,107.82	\$12,713.21	\$13,348.87	\$14,016.31	\$14,717.13
M 178	Finance Manager	\$12,880.88	\$13,524.92	\$14,201.17	\$14,911.23	\$15,656.79
M 179	Environmental Programs Manager	\$13,031.49	\$13,683.06	\$14,367.22	\$15,085.58	\$15,839.86
M 180	Laboratory Manager	\$13,136.66	\$13,793.49	\$14,483.17	\$15,207.33	\$15,967.69
M 181	Information Technology Manager	\$13,137.33	\$13,794.19	\$14,483.90	\$15,208.10	\$15,968.50
M 182	Operations Manager; Maintenance Manager	\$14,114.42	\$14,820.15	\$15,561.15	\$16,339.21	\$17,156.17
M 188	Senior Engineer	\$14,750.85	\$15,488.39	\$16,262.81	\$17,075.95	\$17,929.75
M 198	Government Affairs Manager	\$14,897.92	\$15,642.82	\$16,424.96	\$17,246.20	\$18,108.51
M 200	Principal Engineer	\$16,019.31	\$16,820.28	\$17,661.29	\$18,544.35	\$19,471.57

Approved:



Federal Glover, Board Secretary


Date:

10-16-2022

DELTA DIABLO SALARY RANGES (Effective October 16, 2022)
Section IV - Unrepresented Managers

RANGE	CLASSIFICATIONS	Monthly Salary at Step Level				
		A	B	C	D	E
GM	General Manager	-	-	-	-	\$26,335.99
DGM	Deputy General Manager	\$19,969.95	\$20,968.45	\$22,016.87	\$23,117.72	\$24,273.60
BSD	Business Services Director	\$17,732.34	\$18,618.96	\$19,549.91	\$20,527.40	\$21,553.77
ESD	Engineering Services Director	\$17,732.34	\$18,618.96	\$19,549.91	\$20,527.40	\$21,553.77
OSD	Resource Recovery Services Director	\$17,732.34	\$18,618.96	\$19,549.91	\$20,527.40	\$21,553.77
HRM	Human Resources & Risk Manager	\$12,549.87	\$13,177.36	\$13,836.23	\$14,528.04	\$15,254.45
OMSB	Office Mgr./Secretary to the Board	\$10,918.51	\$11,464.44	\$12,037.66	\$12,639.55	\$13,271.52

Note: The General Manager's salary is designated by the Board of Directors; there is no established range

Approved:  Federal Glover, Board Secretary Date: 10/16-2022